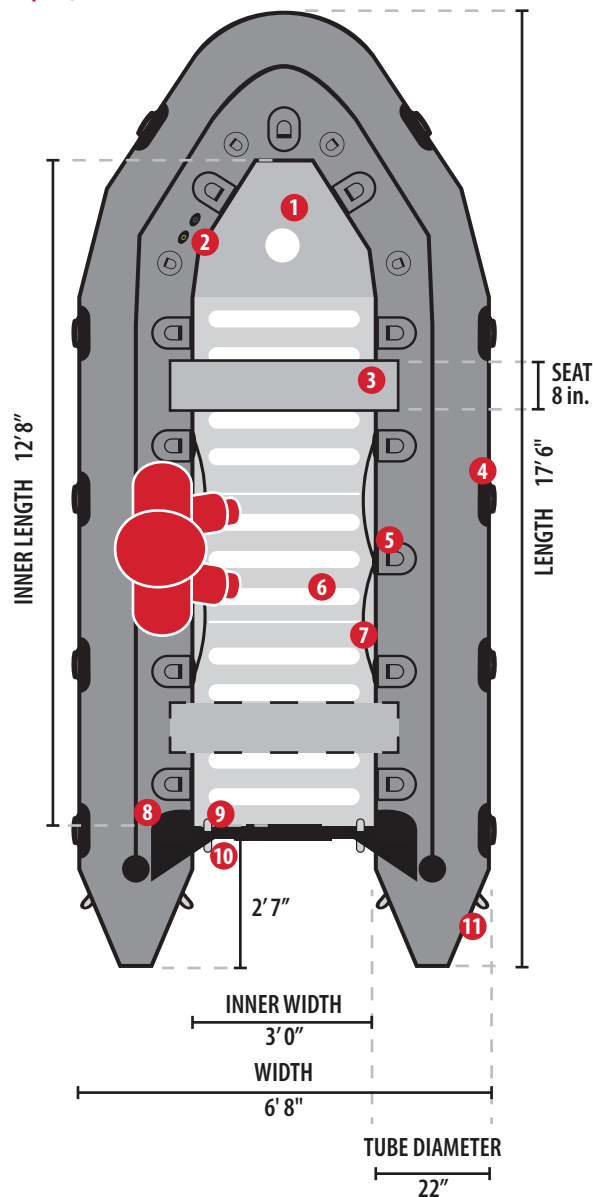


A / TOP



MODELS



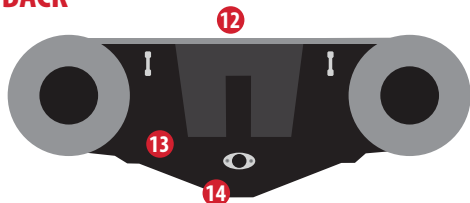
SPECIFICATIONS

Weight capacity: 12 passengers / 2,980 lbs.
 Max HP: 60 HP / 250 lbs / Long shaft (20")
 Hull weight: 325 lbs.
 Air chambers: 5 + keel
 Fabric: Hypertex
 Factory warranty: 3 years recreational / 1 year commercial

SEC FEATURES

- 1.- A Aluminum floor with anodized aluminum stringers
- 2.- A Inflation and over inflation valves (one for each air chamber)
- 3.- A 2 seat (4 positions)
- 4.- A 10 carry handles, non slip design
- 5.- A 15 interior tie down D-rings (Stainless steel)
- 6.- A Non-skid traction covering on aluminum floor panels
- 7.- A Interior/Exterior lifelines (Peripheral)
- 8.- A Reinforcement on tube transom attachments
- 9.- A Interior transom lifting rings (Stainless steel)
- 10.- A Exterior transom eyes
- 11.- A Two large D-rings on rear tubes (Stainless steel)
- 12.- B Interior aluminum engine mounting plate
- 13.- B Marine plywood transom
- 14.- B Standard self bailer with plug (Pop-up design)
- 15.- C All around rub strake, flat profile, black
- 16.- C Bow handle (Stainless)
- 17.- C Two large tow rings on bow (Stainless steel)
- 18.- C Rubbing strakes for beaching on keel and tubes

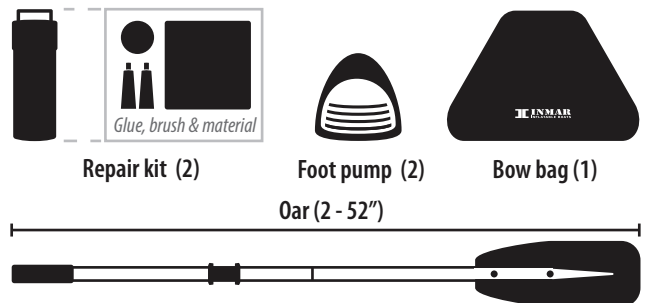
B / BACK



C / SIDE



ACCESSORIES



SHIPPING INFORMATION



BOAT

- Package dimensions: 58x2920 (0.26 cbm.)
- Package weight: 238 lbs.



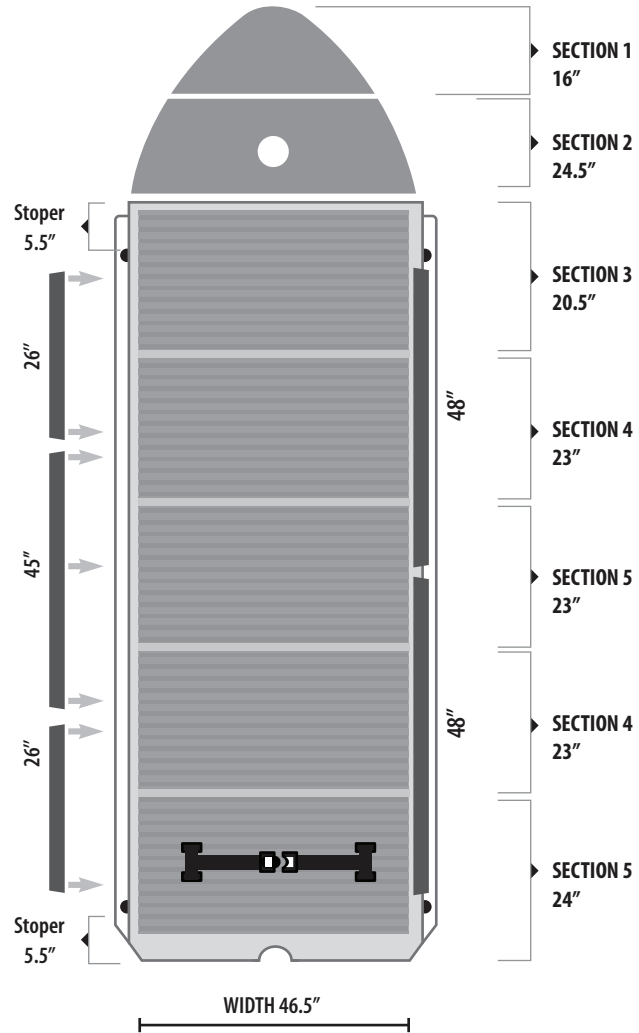
FLOOR

- Package dimensions: 52x30x15 (0.26 cbm.)
- Package weight: 192 lbs.

OPTIONAL EQUIPMENT:

- Quick-Fill field inflation system (SCUBA or SCBA)
- Scuppers set (High volume water drainage)
- Solas reflective panels (High night visibility)

ALUMINUM FLOOR



CORRECT LOCKED POSITION

- SECTIONS
- 1.- Stringers
 - 2.- Aluminum section

