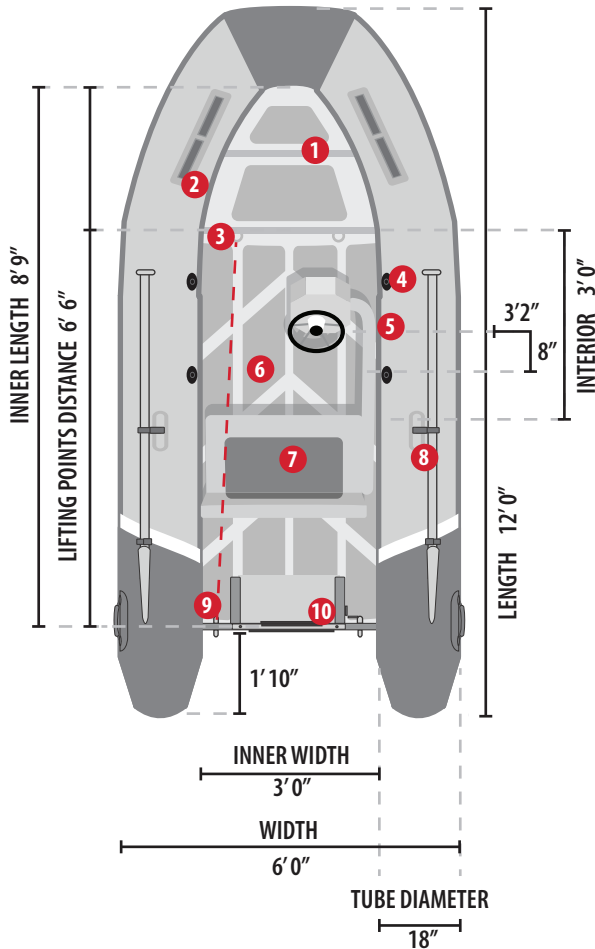


**TOP**



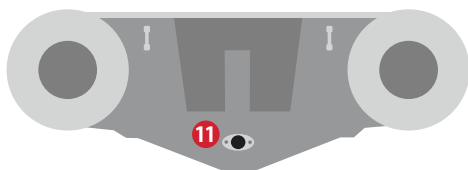
**SPECIFICATIONS**

Weight capacity: 5 persons / 1,525 lbs.  
 Max HP: 30 HP / 165 lbs / Long shaft (20")  
 Weight: 430 lbs. (w/ motor no fuel)  
 Fabric: Hypalon  
 Air chambers: 3  
 Hull: Aluminum  
 Factory warranty: 5 years


**# FEATURES**

- 1.- Bow lockers (2)
- 2.- Tube handles (2 bow, 2 on back)
- 3.- Bow lifting eyes
- 4.- Inflation and over inflation valves
- 5.- Seat (1 seat attachment and seat)
- 6.- Non skid floor
- 7.- Console
- 8.- Oar with attachment
- 9.- Transom lifting eyes
- 10.- Fuel tank recess deck
- 11.- Deck drain & plug
- 12.- Heavy duty double rub strake
- 13.- Bow eye
- 14.- Bow D-rings
- 15.- Keel strip

**BACK**



**SIDE**



**ACCESSORIES**

