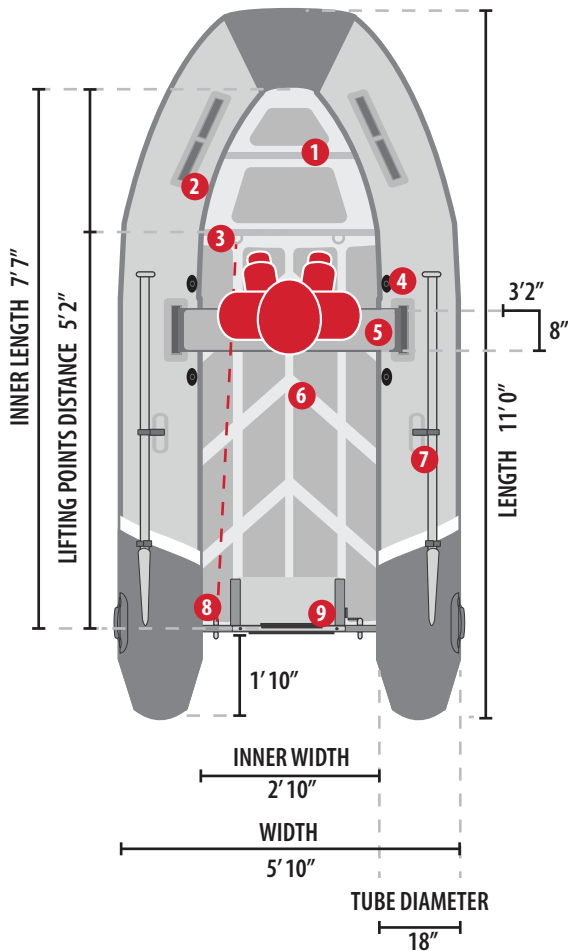


TOP




SPECIFICATIONS

Weight capacity: 5 persons / 1,450 lbs.
 Max HP: 20 HP / 125 lbs / Long shaft (20")
 Hull weight: 162 lbs.
 Fabric: Hypalon
 Air chambers: 3
 Hull: Aluminum
 Factory warranty: 5 years


FEATURES

- 1.- Bow lockers (2)
- 2.- Tube handles (2 bow, 2 on back)
- 3.- Bow lifting eyes
- 4.- Inflation and over inflation valves
- 5.- Seat (1 seat attachment and seat)
- 6.- Non skid floor
- 7.- Oar with attachment
- 8.- Transom lifting eyes
- 9.- Fuel tank recess deck
- 10.- Deck drain & plug
- 11.- Heavy duty double rub strake
- 12.- Bow eye
- 13.- Bow D-rings
- 14.- Keel strip

BACK



SIDE



ACCESSORIES



Repair kit (1)



Foot pump (1)

