



JC INMAR
MARINE GROUP®



WATERCRAFT AND BOAT DISPLAYS



MULTI-ENGINE
SHOW DISPLAY

ENGINE SERVICE &
TRANSPORT CART



INFLATABLE BOAT
DISPLAY

DEALERSHIP DISPLAYS

INMARMARINEGROUP.COM



2.5HP - 350HP SHOW DISPLAYS

MODEL ED-1

Standard features:

- Engine Range (2.5hp - 90hp)
- Chromoly steel construction
- Clamp or bolt on design
- Caster wheel system (Easy roll)
- Powder coated finish
- Stand capacity up to 450 lbs
- Stand weight 56 lbs
- Stand dimensions 32x32x41



MODEL ED-2

Standard features:

- Engine Range (90hp - 300hp)
- Chromoly steel construction
- Clamp or bolt on design
- Caster wheel system (Easy roll)
- Powder coated finish
- Stand capacity up to 650 lbs
- Stand weight 80 lbs
- Stand dimensions 39x39x48



MODEL ED-3

Standard features:

- Engine Range (300hp +)
- Chromoly steel construction
- Pre-drilled mounting holes
- Caster wheel system (Easy roll)
- Powder coated finish
- Stand capacity up to 1000+ lbs
- Tool tray included
- Stand weight 138 lbs
- Stand dimensions 46x56x53




MODEL ED-4

Standard features:

- Engine Range (2.5hp - 20hp)
- Chromoly steel construction
- Adjustable base for uneven floor
- Boltless assembly - fully welded
- Powder coated finish
- Total capacity 500 lbs
- Stand weight 65 lbs
- Stand dimensions 40x40x58





40HP - 350HP SERVICE & TRANSPORTATION

MODEL ED-5 - 20"

Standard features:

- Engine Range (25hp - 300hp)
- Chromoly steel construction
- Clamp or bolt on design
- Powder coated finish
- Caster wheel system (Easy roll)
- Stand capacity up to 650 lbs
- Stand weight 67 lbs
- Stand dimensions 38X23X37

MODEL ED-5 - 25"

Standard features:

- Engine Range (25hp - 300hp)
- Chromoly steel construction
- Clamp or bolt on design
- Powder coated finish
- Caster wheel system (Easy roll)
- Stand capacity up to 650 lbs
- Stand weight 77 lbs
- Stand dimensions 42.5X23X37




INFLATABLE BOAT DISPLAY

MODEL BD-3

Standard features:

- Total weight capacity 600 lbs
- Disassembles for shipment
- Chromoly steel construction
- Powder coated finish
- Caster wheel system (Easy roll)
- Dimensions 34X80X72





WATERCRAFT AND BOAT DISPLAYS

- Chromoly steel
- Powder coated finish
- Caster wheels w/ brakes
- 2,000 lbs. capacity
- Fully collapsible
- Carpeted bunks
- 2 height options for bunks



MODEL BK-48



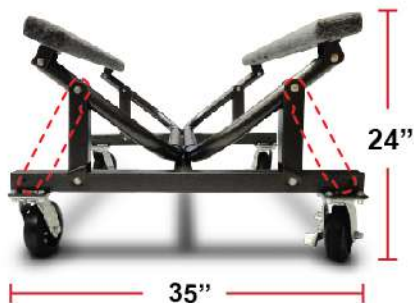
48"

MODEL BK-68



68"

ADJUSTABLE HEIGHT AND WIDTH



INCLUDES ALL NECESSARY HARDWARE



INMAR
MARINE GROUP.

(619) 346-4495

San Diego, CA 92154
Sales@inmarinflatables.com

INMARMARINEGROUP.COM