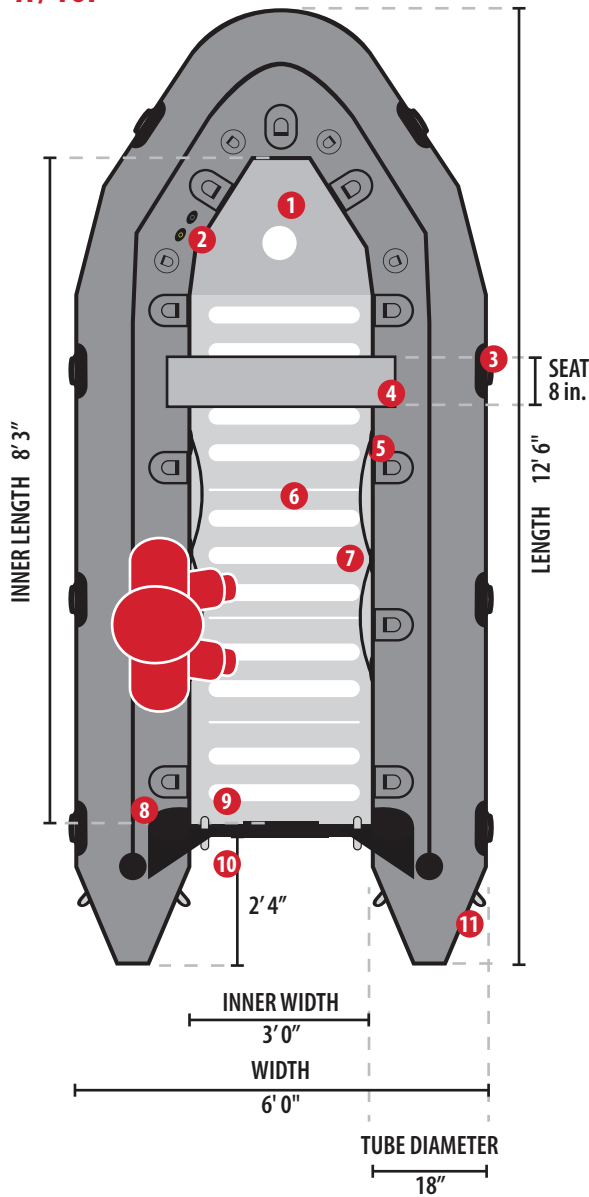


**A / TOP**



**MODELS**



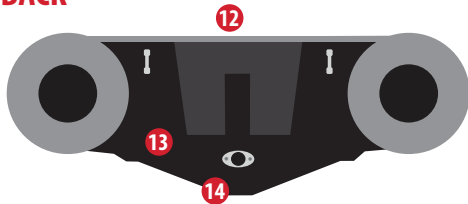
**SPECIFICATIONS**

Weight capacity: 6 passengers / 1,720 lbs.  
 Max HP: 30 HP / 165 lbs / Short shaft (15")  
 Hull weight: 216 lbs.  
 Air chambers: 5 + keel  
 Fabric: Hypertex  
 Factory warranty: 3 years recreational / 1 year commercial

**# SEC FEATURES**

- 1.- A Aluminum floor with anodized aluminum stringers
- 2.- A Inflation and over inflation valves (one for each air chamber)
- 3.- A 8 carry handles, non slip design
- 4.- A 2 seat (2 positions)
- 5.- A 15 interior tie down D-rings (Stainless steel)
- 6.- A Non-skid traction covering on aluminum floor panels
- 7.- A Interior/Exterior lifelines (Peripheral)
- 8.- A Reinforcement on tube transom attachments
- 9.- A Interior transom lifting rings (Stainless steel)
- 10.- A Transom eyes
- 11.- A Two large D-rings on rear tubes (Stainless steel)
- 12.- B Interior aluminum engine mounting plate
- 13.- B Marine plywood transom
- 14.- B Standard self bailer with plug (Pop-up design)
- 15.- C All around rub strake, flat profile, black
- 16.- C Bow handle (Stainless)
- 17.- C Two large tow rings on bow (Stainless steel)
- 18.- C Rubbing strakes for beaching on keel

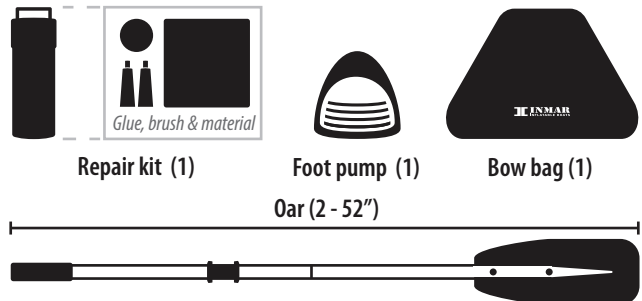
**B / BACK**



**C / SIDE**



**ACCESSORIES**



**SHIPPING INFORMATION**



**BOAT**

- Package dimensions: 51x27x15 (0.26 cbm.)
- Package weight: 164 lbs.



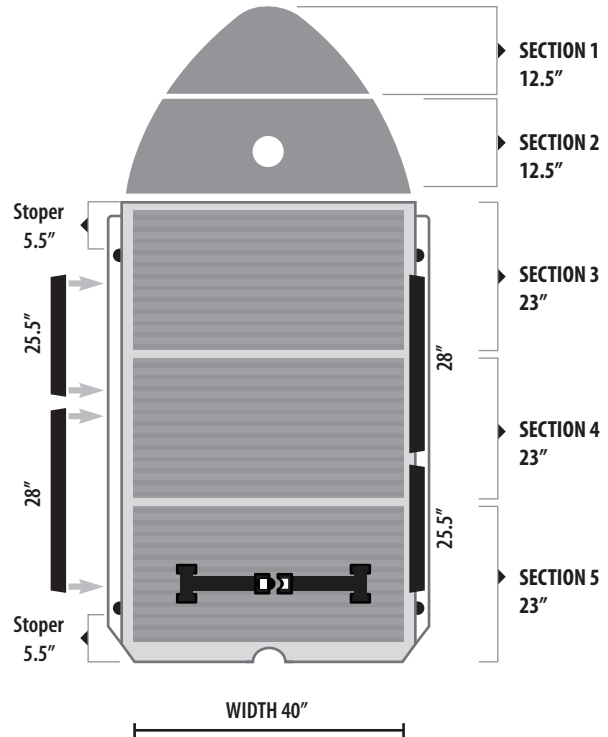
**FLOOR**

- Package dimensions: 42x27x12 (0.26 cbm.)
- Package weight: 123 lbs.

**OPTIONAL EQUIPMENT:**

- Quick-Fill field inflation system (SCUBA or SCBA)
- Scuppers set (High volume water drainage)
- Solas reflective panels (High night visibility)

**ALUMINUM FLOOR**



**CORRECT LOCKED POSITION**

- SECTIONS
- 1.- Stringers
  - 2.- Aluminum section

