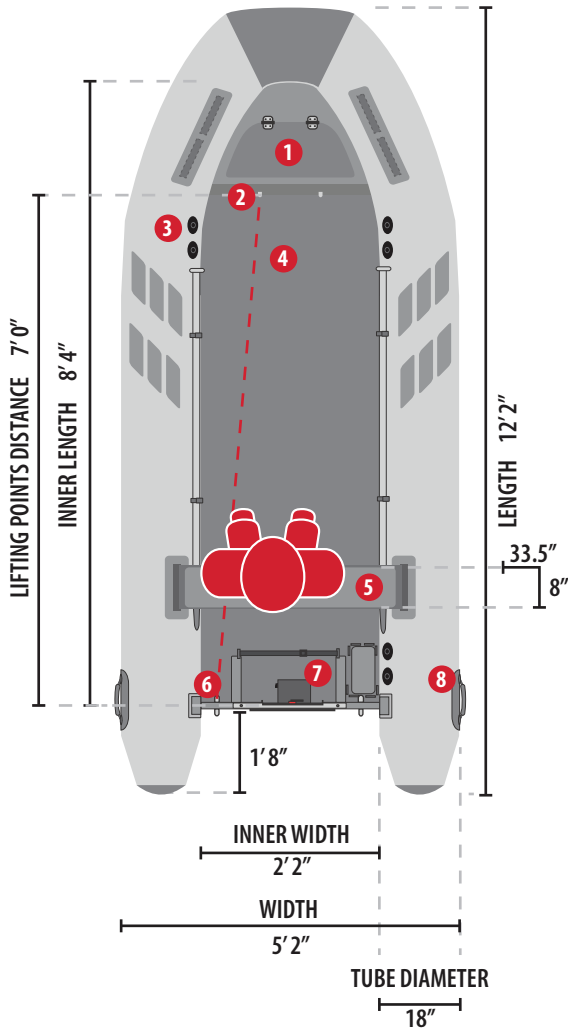


A / TOP



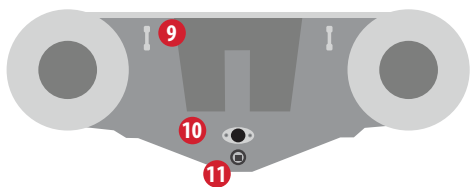
SPECIFICATIONS

Weight capacity: 6 persons / 1,520 lbs.
 Max HP: 25 HP / 160 lbs / Short shaft (15")
 Hull weight: 158 lbs.
 Air chambers: 5
 Hull: Aluminum
 Factory warranty: 5 years recreational / 2 year commercial


SEC FEATURES

- 1.- A Bow locker
- 2.- A Bow lifting eyes
- 3.- A Inflation and over inflation valves
- 4.- A Non skid floor
- 5.- A Seat (2 seat attachments, 1 seat included)
- 6.- A Transom lifting eyes
- 7.- A Fuel tank recess deck
- 8.- A Tube handles (1 bow, 2 sides)
- 9.- B Transom eyes
- 10.- B Scupper deck drain & plug
- 11.- B Hull garboard drain
- 12.- C Heavy duty double rub strake
- 13.- C Bow eye
- 14.- C Bow D-rings
- 15.- C Keel strip


B / BACK



C / SIDE



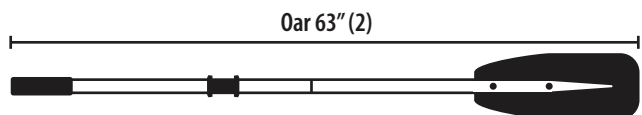
ACCESSORIES



Repair kit (2)



Foot pump (2)



Oar 63" (2)